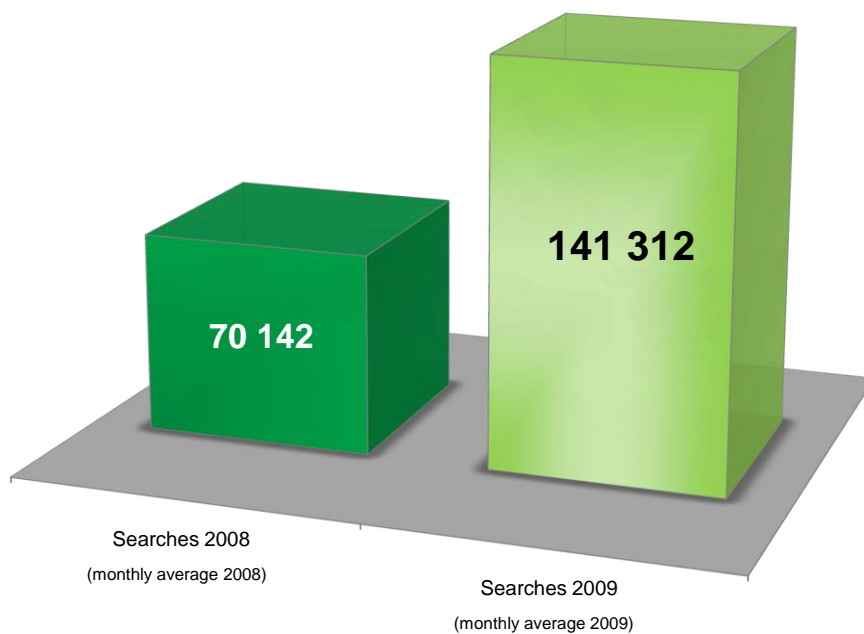


# Sector: Information Technology and Telecommunications

Here are the most recent results of EUROPAGE usage in the "Information Technology and Telecommunications" sector.

## 101% more searches on EUROPAGES.COM



Source: Nedstat

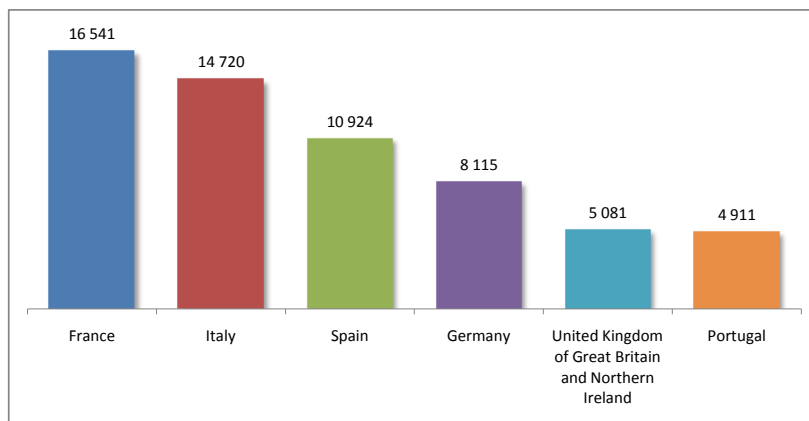
In 2009, a monthly average of 141,312 searches were performed on EUROPAGES targeting the "Information Technology and Telecommunications" sector. A 101% growth vs 2008 monthly average.

Such a growth is due to the consistent and systematic referencing on the internet of all companies listed on EUROPAGES. Our mission consists of enhancing SMEs' visibility on the Web.

The purpose of searches performed on EUROPAGES: **identify** business partners, **select potential suppliers**, producers or distributors and **find** new products or clients.

## Who is looking for what?

Those who search



Source: Nedstat

Monthly average 2009

Decision makers that search the "Information Technology and Telecommunications" sector are mostly europeans.

### What is searched

Most searched products and services within the "Information Technology and Telecommunications" sector:

Electronic data processing - software	11,063
Information technology - cabling	7,797
Signs and advertising, illuminated	6,183
Office machines and equipment	5,585
Electronic data processing - microcomputers	5,419
Telecommunications - equipment and systems	4,438
Mobile Phones	4,423
Signalling - systems and installations	3,804
Radar and radio navigation equipment	3,270
Import-export - Computers	3,264
Etc. (Other products & services)	86,062
<b>Total searches within sector</b>	<b>141,312</b>

Source: Nedstat

Monthly average 2009

To get the comprehensive list of most searched products and services, please contact [EUROPAGES](#)

## Who is looking for who ?

Searchers	Searched
France	France
	Germany
	United Kingdom
	Spain
	Italy
Italy	Italy
	Germany
	France
	Hungary
	Spain
Spain	Spain
	France
	Italy
	Austria
	Germany
Etc.	

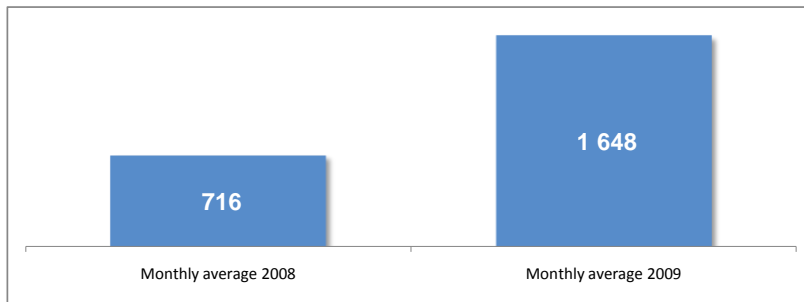
Source: Nedstat

#N/A

To get a comprehensive list of trading countries, please contact [EUROPAGES](#)

## 130% more visibility for clients.

Monthly ad imprints per ad in the "Information Technology and Telecommunications" sector



Source: Nedstat

Each search carried out on the web that reaches EUROPAGES displays a results page on which all relevant ads are shown. Therefore, the number of impressions is the key performance indicator for each ad listed on EUROPAGES.

An ad listed in the "Information Technology and Telecommunications" sector is displayed 1,648 times per on average vs 716 in 2008, that is a +130% growth.

EUROPAGES regularly informs its clients about traffic on their ads: number of impressions, number of clicks on their website, geographical origin of visitors, etc.

### Clients transparently monitor their R.O.I.

To understand how to design a search-reactive ad, please contact [EUROPAGES](#)

Some advertisers listed in the "Information Technology and Telecommunications" sector on EUROPAGES :

- FARNELL UK - United Kingdom
- X & M IMPORT EXPORT CO., LTD - China
- SKYMAX DISPLAY TECHNOLOGIES CO., LTD - China
- SHENZHEN BERMUDA TECHNOLOGY CO.,LTD - China
- CHINA HANGZHOU HUAXIAN ELECTRONIC CO., LTD. - China
- DONGGUAN KAISHENG ELECTRONICS CO., LTD. - China
- DONGGUAN DEWEI ELECTRONIC CO., LTD. - China
- FOSHAN SUNDREAM ELECTRONICS CO., LTD. - China
- ATOP TECHNOLOGY CO., LTD - China
- JIN PIN ELECTRICAL CO., LTD. - China
- CHAO ZHOU CHUANGJIA ELECTRONIC CO., LTD. - China
- UNITRON ELECTRONICS COMPANY LIMITED - China
- GUANGZHOU KODA ELECTRONICS CO., LTD. - China
- SHENZHEN SHOCKWAVE ELECTRONIC CO., LTD. - China
- JIN PIN ELECTRICAL CO., LTD. - China

To know how to advertise, please contact [EUROPAGES](#)