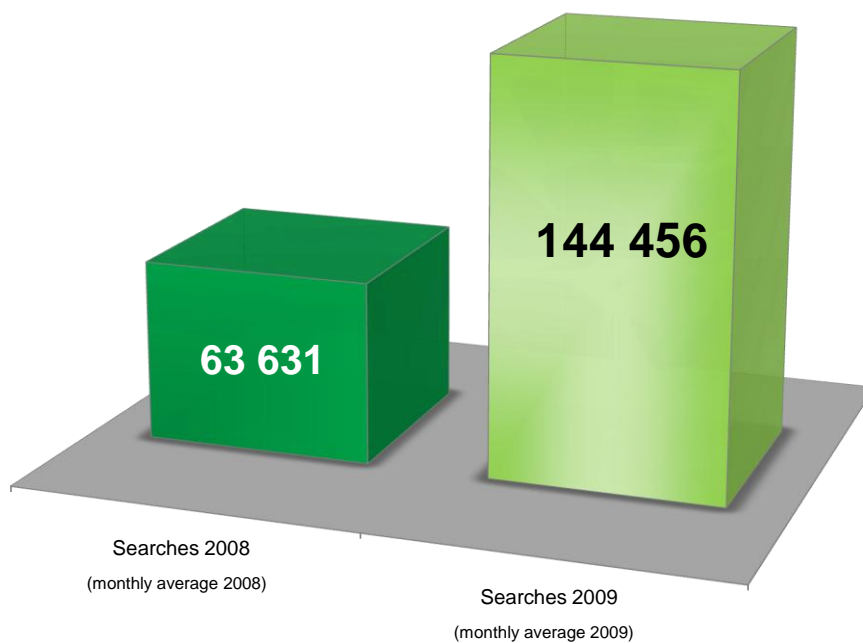


## Sector: Energy and Raw Materials

Here are the most recent results of EUROPAGE usage in the "Energy and Raw Materials" sector.

**127%** more searches on EUROPAGES.COM



Source: Nedstat

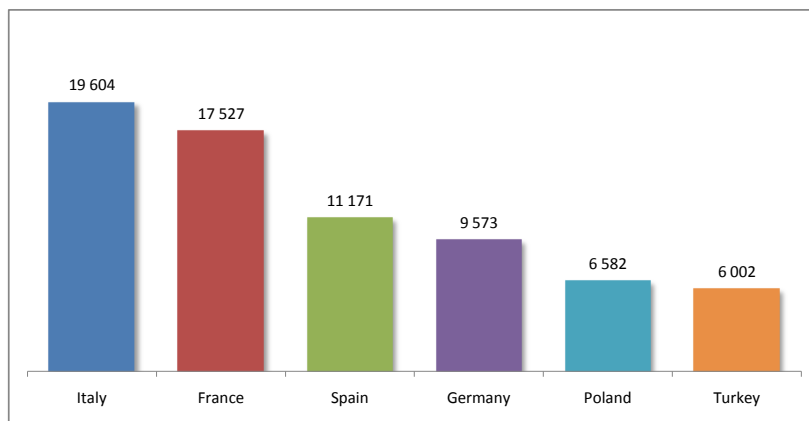
In 2009, a monthly average of 144,456 searches were performed on EUROPAGES targeting the "Energy and Raw Materials" sector. A 127% growth vs 2008 monthly average.

Such a growth is due to the consistent and systematic referencing on the internet of all companies listed on EUROPAGES. Our mission consists of enhancing SMEs' visibility on the Web.

The purpose of searches performed on EUROPAGES: **identify** business partners, **select potential suppliers**, producers or distributors and **find** new products or clients.

## Who is looking for what?

Those who search



Source: Nedstat

Monthly average 2009

Decision makers that search the "Energy and Raw Materials" sector are mostly european.

### What is searched

Most searched products and services within the "Energy and Raw Materials" sector:

Marble and natural stones	22,456
Marble	13,924
Granite	7,323
Ores, ferrous and non-ferrous	5,928
Energy - renewable	5,642
Porphyry	5,335
Electricity - production and distribution	5,136
Gas and oil - exploitation	5,036
Rigid materials for building	4,207
Sand and gravel	4,052
<i>Etc. (Other products &amp; services)</i>	<i>65,418</i>
<b>Total searches within sector</b>	<b>144,456</b>

Source: Nedstat

Monthly average 2009

To get the comprehensive list of most searched products and services, please contact [EUROPAGES](#)

## Who is looking for who ?

Searchers	Searched
Italy	Italy
	Spain
	France
	Germany
	Switzerland
France	France
	Spain
	Italy
	Portugal
	Germany
Spain	Spain
	Portugal
	Italy
	France
Germany	Germany
Etc.	

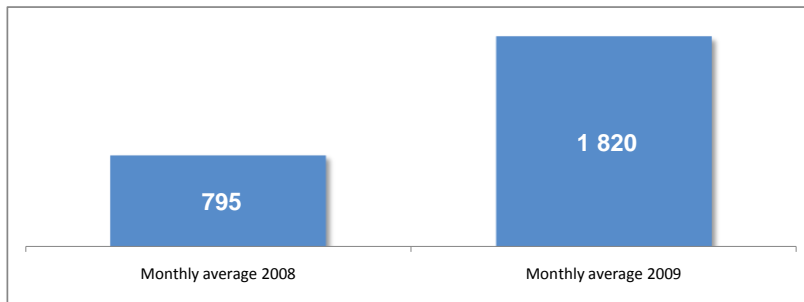
Source: Nedstat

Decision makers that search the "Energy and Raw Materials" sector are mostly Italian and they target more specifically Italian, Spanish and French companies.

To get a comprehensive list of trading countries, please contact [EUROPAGES](#)

# 129% more visibility for clients.

Monthly ad imprints per ad in the "Energy and Raw Materials" sector



Source: Nedstat

Each search carried out on the web that reaches EUROPAGES displays a results page on which all relevant ads are shown. Therefore, the number of impressions is the key performance indicator for each ad listed on EUROPAGES.

An ad listed in the "Energy and Raw Materials" sector is displayed 1,820 times per month on average vs 795 in 2008, that is a +129% growth.

EUROPAGES regularly informs its clients about traffic on their ads: number of impressions, number of clicks on their website, geographical origin of visitors, etc.

### Clients transparently monitor their R.O.I.

To understand how to design a search-reactive ad, please contact [EUROPAGES](#)

Some advertisers listed in the "Energy and Raw Materials" sector on EUROPAGES :

- MINELCO LTD - United Kingdom
- A BLUE HILL GRANITES (INDIA) PRIVATE LIMITED - India
- CHINA XIAMEN XUNQIAO I/E CO., LTD. - China
- CHINA XIAMEN CHITRUST IMPORT & EXPORT CO., LTD. - China
- CHINA DAYI (XIAMEN) STONE CO., LTD. - China
- NANAN JUYUAN STONE - XIAMEN JIAGUAN IMP & EXP CO. LTD - China
- CHINA XIAMEN HUAXIN INDUSTRY & DEVELOPMENT CO., LTD. - China
- DONGSHUN IMPORT & EXPORT CO., LTD. - China
- CHINA HONGRUN TRADE CO., LTD. - China
- BONAN SLABSTONE CO., LTD. - China
- XIAMEN SRS TRADING CO., LTD. - China
- EUROTIGER STONE MATERIALS & DIAMOND TOOLS CO., LTD. - China
- CHINA XIAMEN JOYFULL IMP. & EXP. CO. LTD. - China
- XIAMEN STONE MAST CO., LTD - China
- BONAN SLABSTONE CO., LTD. - China

To know how to advertise, please contact [EUROPAGES](#)